

## Daily Message

The daily message feature displays a different message on the homepage that is valid for the current day - each day the relevant daily message will be shown.

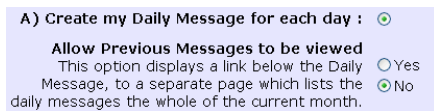


There are three ways that you can use the daily message:

### A) Adding the daily message yourself

The site administrator can enter the daily message in advance through the Church Edit Control Panel, so it is possible to enter a whole years worth of daily messages in one go. The daily message feature can be used for whatever your Church requires it for - examples include 'Daily Bible Reading Plans' or 'Verse of the Day'.

If you want visitors to your site to be able to see a listing of all the daily messages for the current month then in the Daily Message Options select 'Yes' for Allow Previous Messages to be used. (This may be useful if you are using this feature for your Church Bible Reading Plan as it allows visitors to print off the whole of the month's plan).

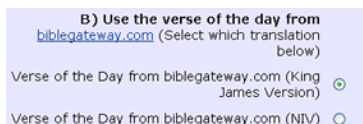


Once you have selected this option you will then be able to start adding the daily messages for each day. On the Daily Message page in your Control Panel just select which month you want to update the daily message for.



### B) Use the biblegateway.com Verse of the Day

To use the biblegateway.com feature you will need to go Daily Message > Daily Message Options and select which bible translation you require



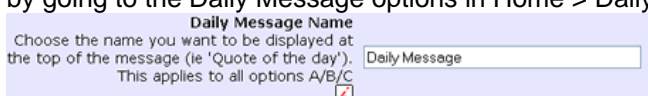
### C) Custom Script

If you have a daily feed from another site then you can add this to the daily message by pasting the JavaScript code into Option C)



### Changing the name

The default name for this feature is 'Daily Message' which is displayed on the front page above the daily message. You can change this to something more appropriate (eg "Today's Bible Reading" or 'Fact for the day') by going to the Daily Message options in Home > Daily Message > Daily Message Options.



### Removing the Daily Message feature

If you decide that you do not want to use the daily message feature then you can remove this at any time by going to Options from the Control Panel side bar. This then gives you the site features button where you can turn on and off the different features of the site. You can easily reinstate the daily message feature again by going to site features.